

Role of AFROG in CME

Lotfi Kochbati

President Elect of AFROG

Tunis Tunisia

Content

- Current Status of RT in Africa
- Challenges
 - Equipment
 - Human Resources
- AFROG & training opportunities/CME
 - accomplishments
 - Projects

Analysis of Global Radiotherapy Needs and Costs by Geographic Region and Income Level

E. Zubizarreta ^{*}, J. Van Dyk [†], Y. Lievens [‡]

Clinical Oncology 29 (2017) 84–92

Table 1

Summary of actual status and total needs to provide full access to radiotherapy in the different regions of the world

	Africa	Asia Pacific	Europe	Latin America	North America
Population and courses					
Population (million)	1070	4108	893	601	350
Actual radiotherapy courses	148 600	1 914 454	1 712 000	503 000	934 746
Total radiotherapy courses	437 624	3 277 387	1 884 893	573 385	934 746
Resources					
Actual radiotherapy centres	140	2585	1431	620	2787
Total radiotherapy centres needed for full access (working 12 h/day)	407	3503	1449	624	1200
Actual megavoltage machines	277	3894	3751	968	4243
Percentage cobalt machines	30.0%	19.8%	16.0%	30.1%	3.6%
Total megavoltage machines needed for full access (working 12 h/day)	813	6406	4098	1106	2175
Actual coverage of the needs	34%	61%	92%	88%	195%
Costs					
Capital + training costs needed to bring to full access (million US\$)	2118	10 497	2573	918	1558
Actual operational costs/year (million US\$)	182	4638	5868	975	6151
Total operational costs/year (million US\$), assuming full access	571	6968	6573	1192	6588
Actual cost per radiotherapy course (US\$)	1226	2423	3428	1939	6581
Total cost per radiotherapy course (US\$), assuming full access	1306	2126	3487	2079	7048

Analysis of Global Radiotherapy Needs and Costs by Geographic Region and Income Level



E. Zubizarreta^{*}, J. Van Dyk[†], Y. Lievens[‡]

Summary of actual status and total needs to provide full access

	Africa
Population and courses	
Population (million)	1070
Actual radiotherapy courses	148 600
Total radiotherapy courses	437 624
Resources	
Actual radiotherapy centres	140
Total radiotherapy centres needed for full access (working 12 h/day)	407
Actual megavoltage machines	277
Percentage cobalt machines	30.0%
Total megavoltage machines needed for full access (working 12 h/day)	813
Actual coverage of the needs	34%
Costs	
Capital + training costs needed to bring to full access (million US\$)	2118
Actual operational costs/year (million US\$)	182
Total operational costs/year (million US\$), assuming full access	571
Actual cost per radiotherapy course (US\$)	1226
Total cost per radiotherapy course (US\$), assuming full access	1306

HR *

900 RO

550 MP

*: data from AFRA
PSCs (Al Seddik)

Radiotherapy in Africa

1.Counties with no Radiotherapy	24
2.Country with one radiotherapy centre	13
3.Counties with two RT centres	5
4.More than 2 RT centres	9



Improving Quality and Access to Radiation Therapy—An IAEA Perspective

May Abdel-Wahab, MD, PhD, Eduardo Zubizarreta, MD,
Alfredo Polo, MD, PhD, and Ahmed Meghifene, PhD

The involvement of the IAEA in different regions through regional TC projects has in some cases facilitated the establishment of regional professional societies or specialized professional groups such as the African Group for Radiation Oncology (AFROG). In those cases, the IAEA not only supported the training and continuous professional development but also served as a hub for networking between radiation therapy professionals within the region.

What was done/past

8 Meetings/2 years

- Back-to back with AFRA RCM (IAEA)
- Guest lecturers from RO international societies (Europe, USA, Canada...)
- Scientific program focused on specific problems of the region

What was done/past

- Some surveys
- Palliative treatment practice
- Equipment & Human resources database
- Publications
- Periodic News letters (N Ntokozo Zim..)

Elected during
8th AFROG Meeting
December 2016 Tunis

President: Lotfi KOCHBATI TUNISIA

Vice-president: Tajudeen OLASINDE NIGERIA

Secretary: Kavuma AWUSI UGANDA

Treasurer: Mulape KANDUZA ZAMBIA

Members:

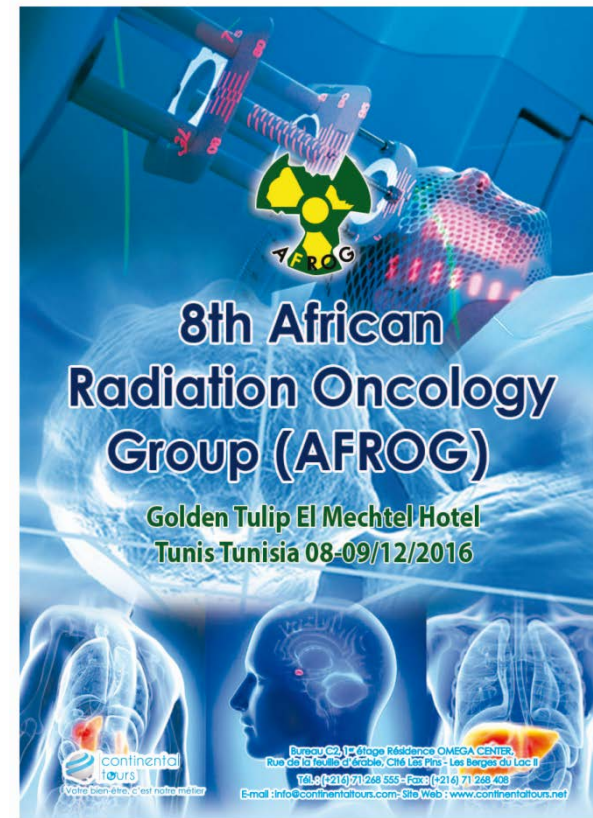
Aphou Sallé Koné MALI

Mohamed Sidi MAURITANIA

Ayemo AMALADO COTE D'IVOIRE

Joseph KIGULA UGANDA

Edwin MHUKAYESANGO ZIMBABWE



New Board (2017-2018)



Actual situation and challenges

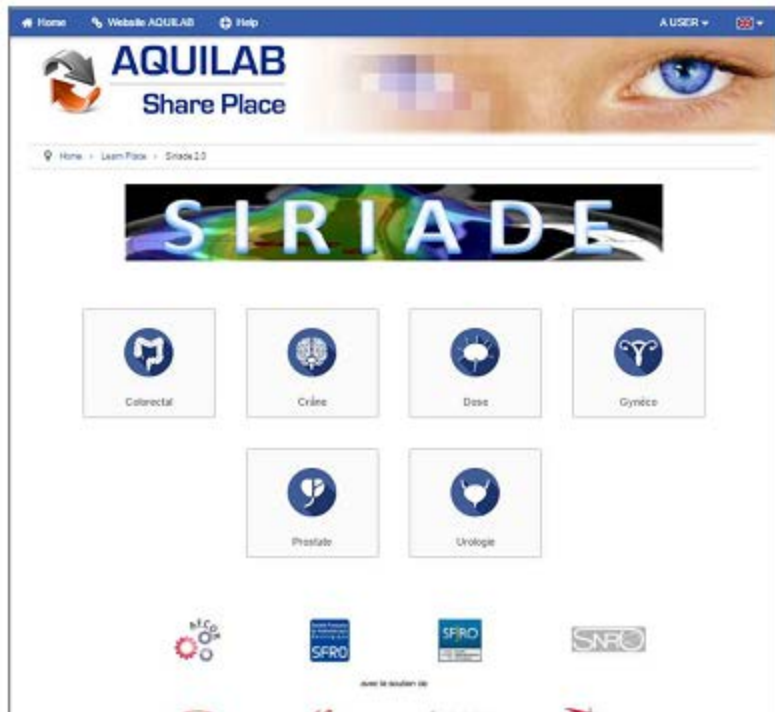
Analysis of the situation and definition of priorities:

- Transition 2D-3D Radiotherapy in many countries
- Standardize techniques & Harmonize treatments are today the main challenges
 - Skills on Contouring
 - Skills on planning

E learning for the region

- Project of Contouring Platform
- Atlas of cases
- Online contouring
- Online comparison with Expert's contouring

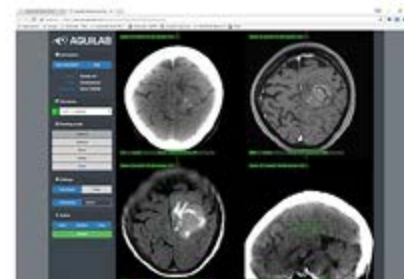
Discussion/negotiation with Aquilab



Clinical Case example with gold standard contours



Interactive elearning



AQUILAB Education

Example of Contouring Workshop

1

Expert propose a case
On Share Place

DICOM Images

Reference contours

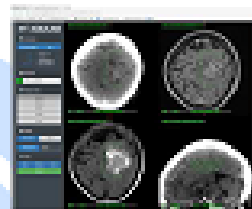
Clinical Guidelines



AQUILAB
Share Place

2


Participants
make the contouring



Online contouring



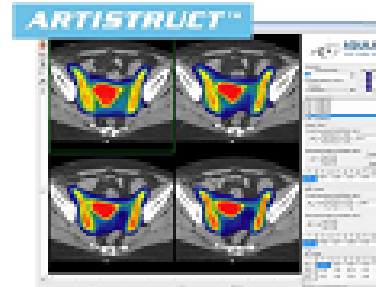
ARTIVIEW free version



Onsite TPS

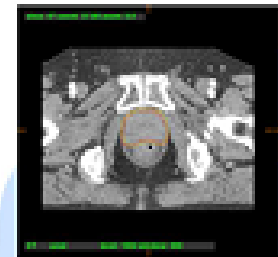
3

Contours are presented
during onsite session



4

Participants review
there results online



Comparison with expert

Patient Information		Expert Information	
Name	...	Expert Name	...
Age	...	Expert ID	...
Sex	...	Expert Role	...
Referring Doctor	...	Expert Signature	...
Referring Institution	...	Expert Date	...
Referring Date	...	Expert Date	...
Referring Time	...	Expert Date	...
Referring Location	...	Expert Date	...
Referring Contact	...	Expert Date	...
Referring Phone	...	Expert Date	...
Referring Email	...	Expert Date	...
Referring Address	...	Expert Date	...
Referring City	...	Expert Date	...
Referring State	...	Expert Date	...
Referring Zip	...	Expert Date	...
Referring Country	...	Expert Date	...

Individual report

Needs

- Funding
 - Pharmaceutical lab
 - Industry (competition with their software??)
- Experts from scientific societies (RTOG, ESTRO, ASTRO...)
- Collaboration with IAEA CRP (web-based contouring project)
- Access to RT journals (Red Journal, Green Journal..) and to contouring platforms (Falcon...) for LMIC countries